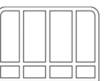




ANGELE CHANDELIER

The central cone of the Angele casts a protective voluminous glow from above. Solid and ethereal, the fixture fills the space while remaining lightweight. Like a bell in a cathedral waiting to be rung, the Angele adds a pensive quality to any entryway or dining area.



STEPHEN ANTONSON

by hand

Angele Chandelier

MATERIALS

Hand sculpted plaster
Brushed plaster finish

LAMPING

Edison socket, 1 bulb 100W Max

CERTIFICATIONS

UL / CE

DIMENSIONS

Height: 24in / 61cm

Diameter: 32in / 81cm

WEIGHT

Approx. 20lbs / 90.7kg

CANOPY

Ø6 in

LEAD TIME

18-20 weeks

Custom dimensions available

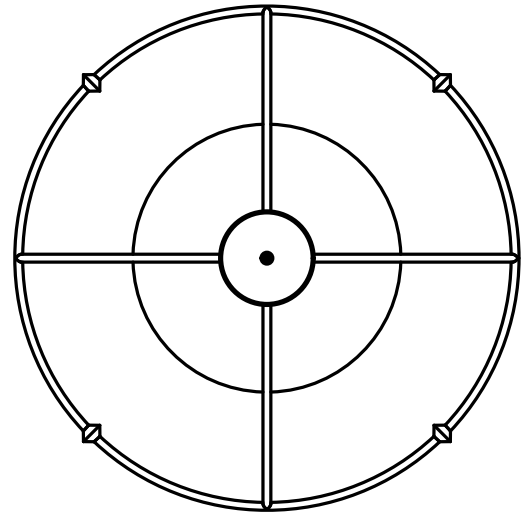
Gilded cone incurs additional upcharge

FEATURES

Fully Dimmable

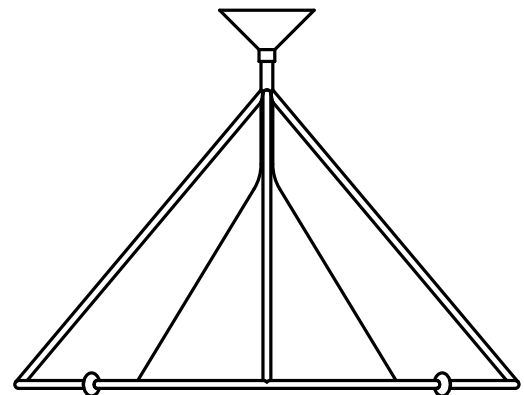
Shipped assembled

32



Top

24



Front

