

SPECIFICATION SHEET

V1.0

CARAPACE DROP 1 DOUBLE

DESCRIPTION

"Carapace" is a collection of lighting products—both flame-source and electric—drawn from the dual inspiration of antique candle reflectors and the form of a turtle's shell.

MATERIALS

Cast Aluminium or Cast Bronze & Brass

DIMENSIONS

Length: 197mm (7.7")
Depth: 137mm (5.4")
Height: 1598mm (62.9")

WEIGHT

Aluminium Reflectors = 5kg (11.0lbs)
Bronze Reflectors = 9kg (19.8lbs)

LAMPING

LED G4 Globe

LED COLOUR TEMP

Warm White 2700k

VOLTAGE/WATTAGE

12V DC @ 6W

LUMENS/CRI

540lm
*From the source

DRIVER

12V 25W 0-10V DIMMABLE

STANDARD FINISHES

Bronze Reflectors - Blonde Brass, Aged Brass, Dark Bronze
(these finishes are waxed)

Aluminum Reflectors - Dark Bronze, Brushed Nickel, Chrome Plating
(DB finish is waxed)

MAINTENANCE

All LOST PROFILE metal surfaces are waxed. These metal surfaces are designed to age and patinate. Wear gloves when handling to avoid hand prints.

CANOPY

Option 1 - Standard: x1 Surface canopy (Integral power supply)
272 x 236 x 40mm (10.7 x 9.3 x 1.6in)

DRIVERS & DIMMING

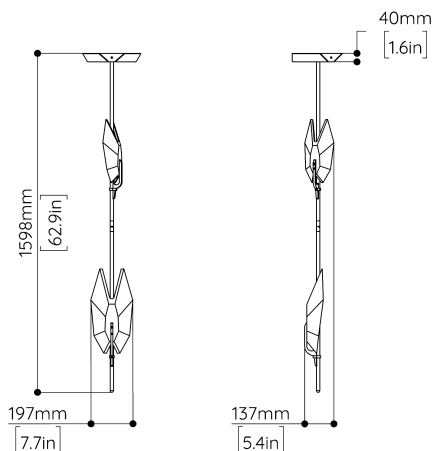
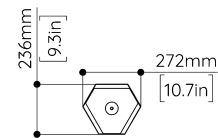
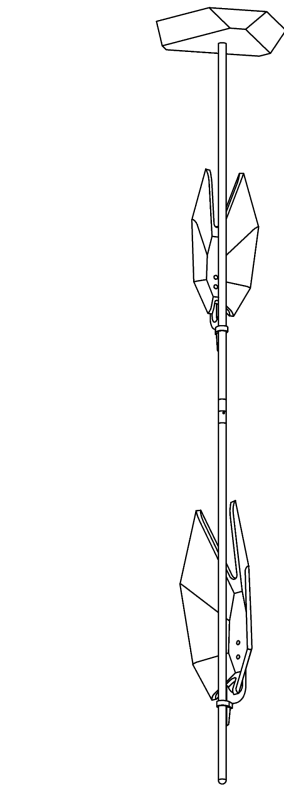
LOST PROFILE products are supplied with 0-10V dimmable LED drivers.

PHASE & DALI Dimmable drivers are available for some regions, upon request.

The location of the driver needs to be considered, whether in a ceiling cavity, in a wall cavity, or ideally in an accessible electrical cabinet.

PRICING & LEAD TIMES

Please contact us or your nearest LOST PROFILE representative for current pricing and lead times.



OPTION 1 (STANDARD)

Surface Canopy
integral power supply

